

SEISMIC BRACING SYSTEMS

Structure-attachment Fitting

UTT071

Structural Attachment

Function: Designed for bracing pipe against sway and seismic disturbance. The pipe attachment component of a sway brace system used in conjunction with a UTT Manufacturing structural attachment fitting, and joined together with a bracing pipe element forms a complete sway brace assembly. Sway brace assemblies are intended to be installed in accordance with NFPA 13 and the manufacturer's installation instructions.

Type: Sprinkler Pipe Sch 10,Sch 40,GB/T 3091,JIS G3454

Size: One size fits braced pipe up to 8 " ,with 1/2 " bolt hole for structure.




Material: Ductile iron QT450

Finish: Electro - galvanized

Approvals:



UL Maximum Design Load				
Brace Member	lbs.	KN	Wt. Each	
			lb.	kg
1 " SCH40 pipe	1885	(8.38)	2.22	(1.01)

Step 1	Step 2	Step 3
		
Install: The installation mode of UTT071's base part confined with the building ,the installation torque of bolt M12 is 50~65N·M.The accessories of UTT071 base part use the sch40 1-inch pipe .The connecting pipe should be inserted into the bottom according to the direction shown in the figure, and tighten with shear bolt.Tighten the shear bolt until heads break off, the installation is complete.		